



Welcome to  
K5 ESACA

2021-2022

# Introductions



- Principal: Renée Stevens renee-stevens@esasd.net
- School Counselor: Kate Krammes kate-krammes@esasd.net
- Grades K- 2/Special Education Success Coach:  
Katie Greiner katie-greiner@esasd.net
- Grades 3-5 Success Coach:  
Stefanie Stricker stefanie-stricker@esasd.net
- ESACA Secretary: Janice Frazier janice-frazier@esasd.net





# Program Overview

## Key ESACA Terms:

**Sending School** - The building where your child would attend five days per week for in-person instruction, should they return to brick and mortar.

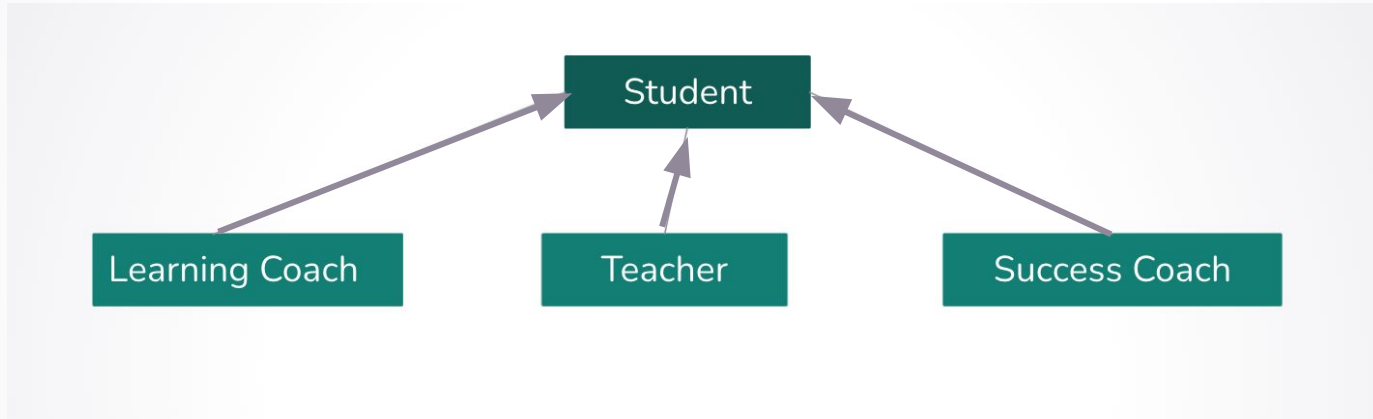
**Blended Learning Building** - The ESACA building, where your child may be coming for as-needed support and/or assessments while in the ESACA program.



- A brief history of K5 ESACA
  - 2019-2020
  - 2020 - 2021
- Where are we now?
- Edgenuity: A quick overview



# Supporting Our Students:



# The Role of the Learning Coach

- Checking Google Classroom daily
- Assisting your child in daily online lessons in Edgenuity, workbook pages, projects, etc.
- Assisting your child with daily work submission
- Checking your child's grades daily
- Communication with your child's district teacher and success coach
- Ensuring your child attends as many live meets/sessions as possible



## Key ESACA Terms:

**Google Classroom** - A web-based platform for teachers to post access to Google Meets, additional resources, and communication posts for important information.

(This is a resource, not a learning platform - courses aren't found here!)

**Edgenuity** - This the learning platform where students access their daily work and assignments, and where they submit daily work. This is also where you check your child's grades.

# The Role of the Teacher


- Live afternoon/evening lessons via Google Meet
  - Whole group, small group, individual
- Communication via Google Classroom
- Pacing of Edgenuity content
- Grading/Assessments
- Parent support
- Communication from home school
- Communication with ESACA



# The Role of the Success Coach


- Conducting district assessments
- Providing reading and math support
- Providing additional support for IEP/Chapter 15 students
- Providing in-person and/or virtual help during the school day (appointment basis)
- Providing parent and teacher support



The image features a dark blue background with several thick, colorful, swirling lines in shades of red, orange, yellow, green, and blue. A large teal circle is centered on the page, containing the text. The text is white and reads "K5 ESACA Agreement and Expectations".

K5 ESACA  
Agreement  
and  
Expectations

Elementary Enrollment  
Agreement and  
Expectations



In order to support student learning, I understand that each student must have a learning coach at home. The learning coach is the individual primarily responsible for student learning.



I understand that the student will have access to their teacher in the late afternoon or evenings after typical school hours.



I understand that the ESACA Elementary program may require the student's attendance on specific days at the blended school.

Attendance at the blended school will be at scheduled times and/or on an appointment basis.





Students may be required to attend the blended school if:

- a. Students fall more than 5 school days behind in math or ELA
- b. Students do not maintain at least a 65% in math or ELA
- c. Students who accrue more than 3 unexcused absences in a single marking period

**Note:** *Each Monday, teachers will put in zeros (with retry allowed) for work not completed the week before. The student should still go back and complete/submit this work in order for their grade to be updated.*



I understand that the student may be required to participate in live virtual instruction.



In order to comply with PA and ESASD attendance requirements, all students are required to log in to their ELA cyber course each school day between the hours of 6AM and 9PM for attendance purposes. In order for attendance to be logged by the Edgenuity learning management system, students **must** be actively working on a lesson or an assignment in the ELA course for no less than 5 minutes.



Students who do not log into a lesson or assignment in their ELA course will be marked absent.

Excuse notes can be sent to:

[janice-frazier@esasd.net](mailto:janice-frazier@esasd.net)

This includes internet and power outages.



In order to maintain adequate pacing in subjects, students should follow weekly teacher pacing for all courses. This will likely mean that students are working in each subject every school day.



To be successful, elementary students should spend 4-6 hours per day engaging in school work. This may be a combination of live sessions with their teacher/ESACA success coach, instruction provided by the learning coach at home, and digital and/or paper/pencil activities.



Parents/guardians are expected to monitor their student's progress on a daily basis. Progress is available in real time via the Edgenuity learning management system.



Parents/guardians are expected to monitor their student's progress on a daily basis. Progress is available in real time via the Edgenuity learning management system.





To help ensure student success, parents/guardians are expected to be in communication with their child's teacher/ESACA success coach on a consistent basis. Please ensure that ESACA has up to date contact information.





# Edgenuity Basics

# How to Log Into Edgenuity

- <https://sislogin.edgenuity.com/>

Two components to Edgenuity:

**SIS:** Student Information System: Check your child's overall progress here!

**Buzz:** This is where you will find the actual courses you will work in each day.



# How to Find Your Child's Grades

Use [this link](#) to watch a video for how to find your Child's Grades in Edgenuity.



# How to Use the Calendar

Use [this link](#) to watch a video for how to use the Calendar feature in Edgenuity.



# How to Organize Your Child's Google Drive

ESACA Term: Google Drive

Google Drive: a digital way of creating, editing, and sharing photos, documents, slideshows, Kami documents, etc. with others from any device. Once you allow it, Google Drive is how you will upload work to Buzz.

- Use [this link](#) to watch a video on how to Organize your child's Google Drive.



# How to Submit Work

- [Watch this video](#) for how to take a photo and upload to Google Drive.
- [Watch this video](#) for how to save a Kami document in your Google Drive & Upload to Edgenuity.
- [Watch this video](#) on how to upload work from Google Drive into your Buzz Courses.



# How to Check Daily Announcements

- Check the teacher's Google Classroom daily for announcements.
- Consider getting the Google Classroom app and receiving notifications when a teacher makes a post.
- Check grades in Edgenuity daily in all courses.





# How to Access the Teacher's Live Meet

## K5 ESACA 2021-2022 Teacher Resources

Class code `acza5t5` 

Meet link <https://meet.google.com/lookup/gkomub4peo> 



# How to Use a Meet Code

(Success Coaches will use Meet Codes)

1. Go to [meet.google.com](https://meet.google.com)
2. Type in the Meet Code for the success coach you are meeting with:
  - If you are meeting with Miss Greiner, type: **helpK12**
  - If you are meeting with Mrs. Stricker, type: **help345**



What  
Happens  
Next

## Take a deep breath!

We are here to support you throughout this school year.

Remember: It takes two to three weeks to become comfortable with Edgenuity and learn the routine.

It does get better!



# What to accomplish on 8/30-8/31

- Check your technology** - Chromebook turns on & you can login, chromebook can charge, and you are able to use camera/microphone.  
If technology is not working, fill out [technology request form](#) ([directions](#))
- Check your parent/guardian email** - for Edgenuity username and password & teacher welcome email
- Join your teacher's Google Classroom** - go to Google Classroom App (bottom of Chromebook) and click the blue "join" button
- Login to Edgenuity** - make sure the username/password works. No courses till 9/1
- Read Google Classroom Announcements**
- Join scheduled Google Meets to Meet your Teacher**
- CREATE GOOGLE DRIVE FOLDERS**

# Before you leave today:

- Fill out digital Emergency Card.
- Pick up workbooks and Code of Conduct.
- Speak with staff regarding any questions you may have.



# Be on the Lookout For:

1. An email with your Edgenuity login information (username and password)
2. An email from your teacher to join their Google Classroom.
3. Your teacher's daily schedule - when is the first live meet?
4. School starts August 30th - use the checklist for 8/30 and 8/31.
5. Course "work" in Edgenuity officially begins September 1st.

